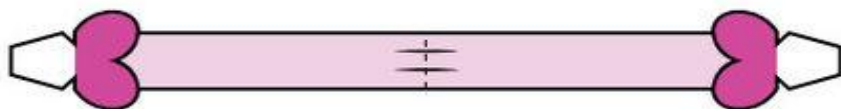
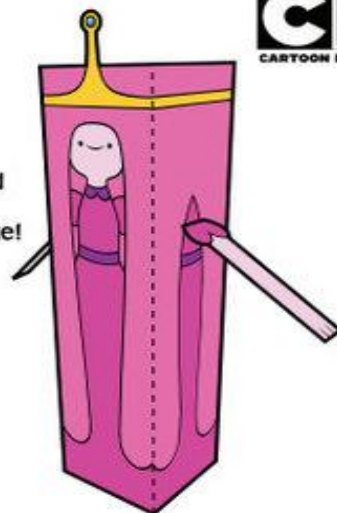


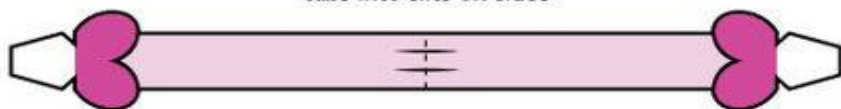


Print template on sturdy paper.
Cut carefully along solid black outline.
Score and fold on dotted lines.
Tape or glue folded tabs to the insides.

This is what your assembled
PRINCESS BUBBLEGUM
Paper Foldable should look like!



Tape arm sides together and insert
tabs into slits on sides



Cut slits on sides

